Modular Retrofit

Retrofit Systems for Off-Road Machinery

- Retrofit Systems for Off-Road Machinery
- Partikelfilter-Nachrüstsysteme für Baumaschinen und Off-Road Anwendungen
- Modernizacje układów wydechowych w pojazdach i maszynach typu Off-Road
- Ağır İş Makinaları için Egzoz Dönüştürme Sistemleri
- Systèmes retrofit pour moteurs industriels et engins de chantiers
- Sistemas retrofit para maquinaria Off-Road
- Gamma retrofit per macchine Off-Road
- Filtru risinājumi industriālajām mašīnām
- Система Ретрофит для дорожно-строительной техники
- Systemer til eftermontering på off-road maskiner
- Retrofit sistemi za terenske mašine
- Retrofit Systems for Off-Road machinery
- 非道路机械/工程机械改装系统

TRUCKS

VANS

BUSES

INDUSTRIAL

dinex

going the extra mile

Low Emission Zone Map

Contents

The Dinex Group 4
Dinex Product Range 6
DiSiC® 8
DiPEX® 10
DiNLOG® 12
Universal Particle Filters 14
Standard Modules 5,66" 18
Standard Modules 7,5" 20
Standard Modules 9" 22
Standard Modules 10,5" 24
Standard Modules 11,25" 26
Standard Modules 12" 28
Standard Modules 15" 30
Standard Modules 17" 32
Standard Modules 20" 33
Special Modules 34
DiNLOG® Product Range & Accessories 38
Filter Cleaning Machines & Accessories 38

The Dinex Group



The vision of the Dinex Group is to become the worlds leading manufacturer of complete exhaust and emission systems for the off-road and on-road markets for diesel engines.

This includes continuous improvement of existing filter medias in conjunction with catalytic wash coating (CDPF's) and various options for active regeneration (AR).

In addition to this, effective methods for reducing nitrogen oxides (NOx) by selective catalytic reduction (SCR) and reliable, cost effective exhaust control and monitoring systems to ensure optimal functionality, compliance and integration with On-Board-Diagnostics (OBD).

As an extension of the above, Dinex is developing combination systems, so-called SCRF where both PM - reduction (DPF) and NOx - reduction (SCR) is being dealt with in one single filter unit.

Dinex Inhouse R&D

Dinex Emission Technology department will facilitate the Dinex vision by inhouse research and development as well as cooperating with the best technology providers in the world to identify, test and validate the best available technology for future emission control to be applied for diesel engines serving the off-road and on-road market segments.

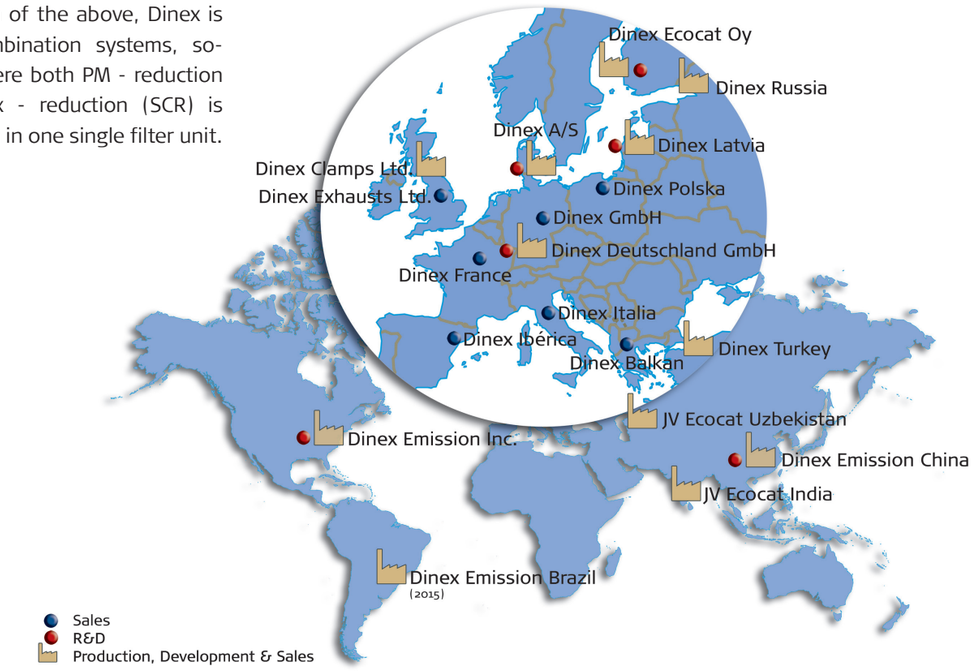

Technology provider from turbo to tailpipe

With more than 10 years of experience, Dinex has installed more than 30,000 DPF systems. Dinex is the only manufacturer in the World that develops and produces coatings and ceramic substrates for creation of particulate filters in-house - along with all the vehicle specific metalwork to complete vehicle specific emission control applications. Dinex has an intensive knowledge and understanding - from development to integration - within diesel emission solutions.



Our Aftermarket Particulate Filters give you:

- Direct replacement to original silencer
- LEZ filter approvals in Europe
- Stainless Steel material
- Substrates supplied as closed units for DPF and DOC functionality
- Wide range of products for all makes and models

Dinex Product Range

Measuring Ports

All Dinex filters have measuring ports for temperature and back pressure measurements. This enables quick and reliable monitoring of performance and operational conditions.

V-Clamps

Dinex clamps and gaskets are designed for increased strenght and durability, and ensures leakage levels are kept at an absolute minimum.



Clamps

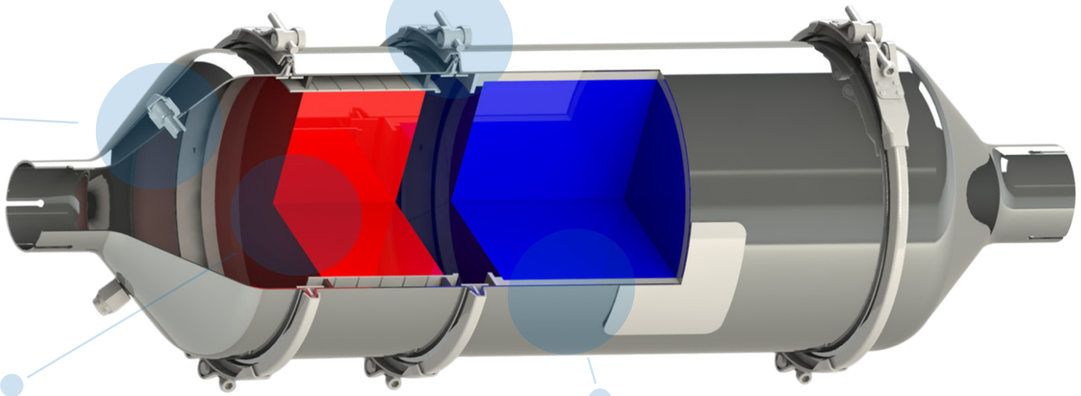

Lambda Larsen® clamps

Lambda Larsen® is a unique joint patented by Dinex A/S. The joint fastens the filter module tightly to the inlet and outlet modules and is designed to meet current and future leakage limits within emission norms. Filter maintenance, modularity and easy replacement are just some of many advantages provided by Lambda Larsen®, compared to V-Clamp connection. Due to no male / female connection there is no need to split modules to free filter modules for cleaning. Filter module body is made without weldings and it has high vibration resistance.

DOC's

Metal core DOC removes carbonous oxides and hydrocarbons from the exhaust gas, raises the temperature of the exhaust gas and produces NO_2 for better DPF regeneration.

Dinex DiNLOG® System

A controlling unit monitors the back pressure level. If the particles (PM) have not been regenerated / burned away from the ceramic cells of the Dinex particulate filter unit, the back pressure raises and the DiNLOG® will give an alarm to the driver. Both, LED and advanced display version is available. DinLOG® is your guarantee for well-performing and maintained filter.

DPF's

SiC

Silicon Carbide (SiC) filters has an outstanding mechanical strength and it offers 5 times higher soot load capacity than cordierite. Available in both - Lambda Larsen® and V-clamp designs.

SiC Cordierite

Cordierite

Cordierite ceramic filters are the well-known industry solution for applications with high continous regenerating conditions. The light weight makes it ideal for many installations.

SiC vs Cordierite*

	Cordierite	SiC
Weight	***	**
Mechanical durability	*	***
Thermal durability	*	***
Soot load capacity	*	***

*Available in both Lambda Larsen® and V-clamp designs.

Integral Insualtion

Dinex integral insulation technique is widely used by vehicle manufacturers all over Europe, and recognized as an extremely durable and high performing heat insulation technique.

DiSiC® is registered trademark by Dinex A/S of a silicon carbide (SiC) diesel particulate filter (DPF).

The DiSiC® filter undergoes a manufacturing process where the substrate is hardened in a furnance with temperatures up to 2,400 degrees Celsius. This offers a higher thermal resistance in the filter than is found in most other available DPF's, and allows the DiSiC® to withstand an extremely intensive regeneration of particles within a short space of time, even if regeneration has not occured for a longer period of time.

The requirements to the average operating temperatures are not different to the DiPEX®, but the DiSiC® technology is designed for vehicles with longer, low temperature driving cycles with few temperature peaks, i.e. refuse vehicles and the like that have the engine idling through longer periods.

Min. required temperature profile for a EURO2 and onwards engine:

- Peaks of min. 400°C
- Average min. 220°C
- Above 250°C 30%
- Above 300°C 15%
- Above 350°C 5%

Temperatures for EURO1 must be higher. Peak temperatures of 400 degrees Celsius are required for a minimum of five minutes to start regeneration, and this will be completed after approximately 10 minutes, even if the engine temperature should drop again during this process.

Factors other than temperature need to be taken into account. Therefore, the above is no guarantee of the correct functioning of the filter. The DiSiC® filters up to 99% ultrafine particles (PM), the same as the DiPEX® technology.

To offer a wider variety of design and applications the silicon carbide can be configurated in round, square and oval shapes and a multitude of sizes, as well as bullet design in centre baffles in silencers.



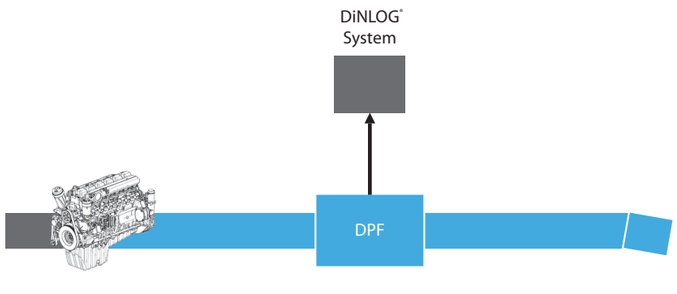

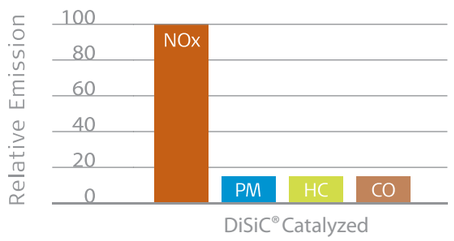

DiSiC® System

The DiSiC® system is an uncoated silicon carbide filter combined with FBC (fuel born catalyst) where the control system injects additive into the exhaust stream. Compared to a catalysed DiSiC® or DiPEX®, the DiSiC® system is ideal for vehicles that have a long idling time or low temperature for longer intervals, typically refuse vehicles or city buses. By continuously injecting additives, the filter will have a low risk of blocking due to higher particle content. Depending on costumer wishes, this can be dosed centrally at a facility or on an individual vehicle. For the vehicle Dinex offers an advanced dosing system that is easily fitted and connected to the existing diesel pipe line.

DiSiC® Catalysed

In addition to the uncoated substrates, the DiSiC® filter is also offered as an active platinum coated filter with similar applications and operating features as the proven DiPEX® system. The DiSiC® catalysed is a passively regenerating filter technology that offers a unique combination of the preferred "easy to operate and maintain" type of regeneration strategy with the absolutely most durable substrate material.

KEY CHARACTERISTICS

- DiSiC® is a registered trademark of Dinex A/S of a silicon carbide (SIC) diesel particulate filter (DPF).
- DiSiC® is designed with a thermal high resistant substrate.
- Integrated by Dinex with the markets best sleeving for the well-known Dinex modular filter systems.
- Patented technology of the Lambda-Larsen® joints as well as V-clamps.
- The filter is designed to replace the silencer.
- DiSiC® is a non-coated passive DPF using fuel born catalysts (FBC) as an additive or a catalytic coated filter.
- Optimum soot load capacity.
- DiSiC® has LEZ filter approvals in Europe.
- Most suitable cell density for retrofit being 150 CPSI (chanells per square inch).
- Possibility to add pre-cat for better DPF regeneration.

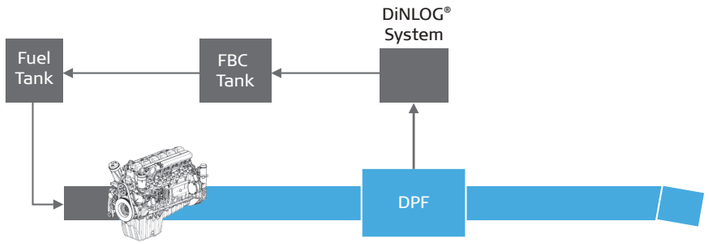

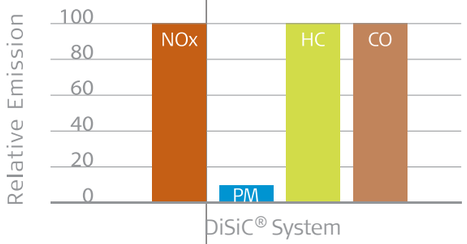

DiPEX® is registered trademark by Dinex A/S of a cordierite regenerating particulate filters. It's ceramic honeycomb substrate is integrated into the Dinex modular sleeving design, utilising Lambda-Larsen® joints or V-clamp designs.

The DiPEX® filter is coated with a combination of a highly active washcoat and a specially formulated "Precious Metal" coating.

The catalyst coating on the filter element effectively lowers the "Light Off" temperature at which soot particles will combust. Therefore, it promotes continuous and automatic regeneration of the soot particles that have been collected within the filter element. The DiPEX® filter system does not require the use of fuel additives, burners or additional power sources and has no moving parts. Hence, the primary attention required on this system is regular maintenance.

Min. required temperature profile for a Euro 2 and onwards engine:

- Peaks of min. 400°C
- Average min. 220°C
- Above 250°C 30%
- Above 300°C 15%
- Above 350°C 5%

*Retrofitted construction machine by Dinex

Temperatures for EURO 1 must be higher. Other factors than temperature do need to be taken into account though. Hence, the above is no guarantee for the correct functioning on the filter.

On older engines with high raw emissions the DiPEX® can be configurated with a coated pre-cat and is therefore suitable for most applications.

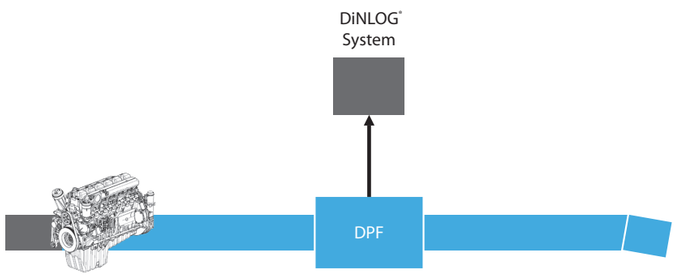

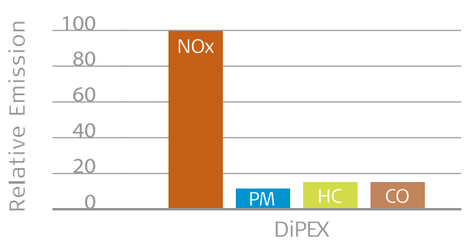

The design and operating principles on the filter are that the exhaust gas enters multiple channels of the ceramic monolith. Cell plugs at the inlet and outlet end prevent the exhaust gas flowing through the filter. Due to its porous material , the gaseous fraction of the exhaust can pass through the channel walls and exit the filter via the Particulate Matter of the diesel emission.

99% of the health-critical ultrafine soot particulates are filtred out. Additionally, Carbon-monoxide (CO) and Hydrocarbon Emissions (HC) are reduced by more than 80%.

The cordierite substrate used in the DiPEX® technology can also be used as an uncoated substrate in CRT® replacement applications in our DiTRAP® programe. Dinex offers a full range of the most common sizes along with the required rings, gaskets and clamps.



KEY CHARACTERISTICS

- DiPEX® is a registered trademark of Dinex A/S of a cordierite diesel particulate filter (DPF).
- Very wide variety of applications.
- Integrated by Dinex with the markets best sleeving for the well-known Dinex modular filter systems.
- Patented technology of the Lambda-Larsen® joints as well as V-clamps.
- Most suitable cell density for retrofit being 100 CPSI (chanells per square inch), 200 CPSI cell density is also available.
- DiPEX® LEZ filter has approvals in Europe.
- Possibility to add pre-cat for better DPF regeneration.

Particulate filter is a high efficiency after treatment technology to reduce PM. Each filter requires monitoring to ensure the functionality, efficiency and lifetime of the DPF system. Dinex offers wide range of monitoring and setup tools under the DiNLOG® product range.

All Dinex particualte filters and SCR solutions are installed with equipment monitoring temperatures, back pressure and conversion rates in the after treatment system. In this way the vehicle down time for service and maintenance is reduced to an absolute minimum.

Furthermore, the monitoring strategy ensures that any Dinex installation complies with governmental requirements for traceability of the performance / efficiency and durability of the installed emission product.

DiNLOG® Illustration of System and Assembly

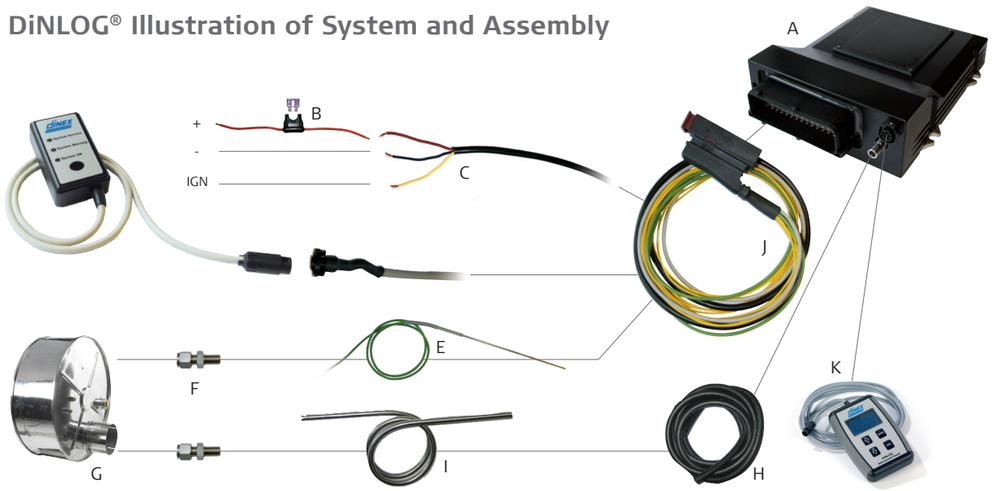

A DiNLOG® Electronic Control Unit
B Fuse kit
C DiNLOG® power supply cable
D DiNLOG® LED Panel
E Temperature probe
F Fittings for temperature probe and back pressure probe
G Inlet module of diesel particulate filter (not part of DiNLOG® system)
H Back pressure hose
I Back pressure steel pipe
J Cable harness with main connector
K DiNLOG® Advanced Panel

DiNLOG®
Advantages & Products

- The DiNLOG® standard logger kit contains all components for a complete installation (Controlling unit DiNLOG®, Simple Panel to monitor the current status of the system using red/yellow/green LED lights, cable harness, and mechanically components).
- DiNLOG® default setting fits all standard filter systems, no setup is necessary.
- User-friendly installation – as well electrical as mechanical.
- Automotive design, solidly built. IP67 enclosure class for the DiNLOG® controlling unit and the LED Panel.
- Built-in battery ensures that the date/ time and setup always is correct. > 7 years on stock / > 10 years with power.
- Data and status communication with DiNLOG®, with or without ignition signal on.
- DiNLOG® status is indicated on Simple Panel half an hour after the ignition signal has gone off. Helpful for service personnel - for maintenance and debugging.
- DiNLOG® stores up to 360.000 data sets (data set = temperature and backpressure logging), equivalent to 4½ months at 8 hours of daily use.
- Additional possibilities for connection of monitoring and analysis tools, in form of Advanced Panel, Setup Tool and Analyser Tool.
- Upload data with fast and secure connection.
- Setup Tool adapter for directly connection between DiNLOG® and a PC USB port.

41000 – DiNLOG® Standard logger kit

The standard logger kit must be ordered seperately, but will always be supplied with every single filter in order to guarantee surveillance of the installation.

41007 – DiNLOG® Advanced Panel

For quick and precise diagnosis of the immediate status message or a specific error code. Can be used when on the road, or in the workshop.

41010 – Setup Tool Kit (light version)

For downloading the log, analysis of the driving pattern, and investigation of the filters ability to regenerate.

41048* – Setup Tool Kit (full version)

For editing and adjusting back pressure limits, dosing of additive, etc...

41049 – DiNLOG® Analyser Tool

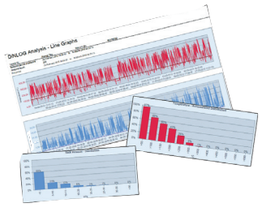

For making professional analysis and reports of the filter's condition and function over the past 4 ½ month, for both internal and external use.

43946 - DiNLOG® Field Kit

Contains all of the above, including a variety of helpful tools and components for testing DiNLOG®s in all situations.

Dinex no.	Immediate diagnosis	Download and view log	Edit DiNLOG® setup parameters	Full service kit
41000	✓			
41007	✓			
41010	✓	✓		
41048	✓	✓	✓*	
41049	✓	✓		✓
43946	✓	✓	✓*	✓

*) Only available after training and authorization by Dinex.

Universal Particle Filters

(Horizontal Filters/Vertical Filters/Cone Filters)

Lambda Larsen® connection

Horizontal

Dinex no.	Substrate inch	Power kW	L mm	Ø mm	Inlet mm	Outlet mm
42417	5,66 x 6	20 - 30	571	152	OD 76,1	OD 76,1
42418	7,5 x 8	40 - 70	617	203	OD 76,1	OD 76,1
42419	7,5 x 12	65 - 100	719	203	OD 76,1	OD 76,1
42420	9 x 12	110 - 150	764	246	OD 101,6	OD 101,6
42421	10,5 x 12	135 - 200	764	281	OD 101,6	OD 101,6
42422	11,25 x 12	185 - 225	770	297	OD 101,6	OD 101,6
42423	11,25 x 14	225 - 265	817	297	OD 101,6	OD 101,6
42424	12 x 13	250 - 275	789	317	OD 101,6	OD 101,6
42425	12 x 15	275 - 310	840	317	OD 101,6	OD 101,6
42426	15 x 15	330 - 475	961	397	OD 127,0	OD 127,0



Vertical

Dinex no.	Substrate inch	Power kW	L mm	Ø mm	Inlet mm	Outlet mm
42414	10,5 x 12	135 - 200	1094	281	ID 102,5	ID 102,5
42412	11,25 x 14	225 - 265	1215	297	ID 129,0	ID 129,0
42413	12 x 15	275 - 310	1240	317	ID 128,0	ID 128,0

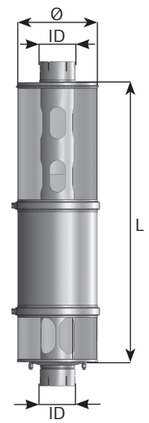

Conus (V-Clamp connection)

Dinex no.	Substrate inch	Power kW	L mm	Ø mm	Inlet mm	Outlet mm
43121	7,5 x 10	60 - 90	634	203	ID 58,0	ID 62,5
43125	7,5 x 10	60 - 90	634	203	ID 62,0	ID 60,5
43123	7,5 x 12	65 - 100	684	203	ID 58,0	ID 62,5
43119	9 x 9	85 - 110	710	246	ID 54,5	ID 65,5
43124	9 x 10	95 - 125	734	246	ID 58,0	ID 62,5
43122	9 x 10	95 - 125	734	246	ID 62,0	ID 60,5

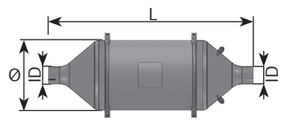

Particle Filters

Lambda Larsen® connection

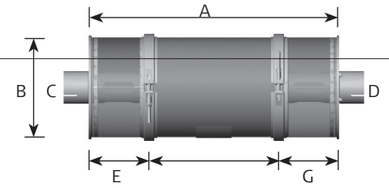

Type 1 Filters: Center Placed Inlet & Outlet

Dinex no.	Eng. Displ.	Power kW	A mm	B mm	C mm	D mm	E mm	F mm	G mm
41396	-1,5	0-38	451	155	OD 76,2	OD 76,2	130	191	130
41387	1,5-2,5	38-65	497	205	OD 76,2	OD 76,2	130	243	130
41394	2-4	65-95	599	205	OD 76,2	OD 76,2	127	345	127
41489	4-6	95-135	685	249	OD 88,9	ID 90,5	170	345	170
41397	4-6	95-135	645	249	OD 101,6	OD 101,6	150	345	150
41388	6-8	135-185	639	284	OD 101,6	OD 101,6	150	345	150
42301	6-8	135-185	685	284	ID 102,5	ID 102,5	170	345	170
42306	6-8	135-185	740	284	ID 90,5	ID 90,5	170	400	170
42307	6-8	135-185	725	284	ID 128,0	ID 128,0	190	343	190
41389	8-9	185-230	645	300	OD 101,6	OD 101,6	150	345	150
42318	8-9	185-230	985	300	ID 115,5	ID 128,0	190	345	450
41403	8-9	185-300	683	300	ID 102,6	OD 101,6	170	345	150
41390	9-11	230-300	694	300	OD 101,6	OD 101,6	150	396	150
41395	10-12	230-300	670	320	OD 101,6	OD 101,6	150	370	150
41391	12-14	280-350	720	320	OD 101,6	OD 101,6	150	420	150
41457	14-16	315-400	920	400	OD 128,0	OD 128,0	250	420	250
41458	16-20	350-450	920	520	OD 154,0	OD 154,0	250	420	250
41459	16-20	350-450	940	520	OD 220,0	OD 220,0	225	420	225

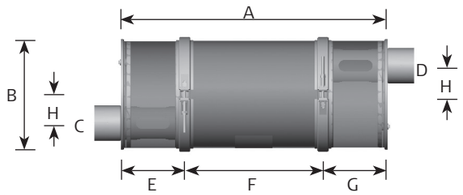

Type 2 Filters: Off-Center Placed Inlet & Outlet

Dinex no.	Eng. Displ.	Power kW	A mm	B mm	C mm	D mm	E mm	F mm	G mm	H mm
41460	-1,5	0-38	451	155	ID 64,5	OD 63,5	130	191	130	25
41461	1,5-2,5	38-65	503	205	ID 77,0	OD 76,2	130	243	130	45
41462	2-4	65-95	605	205	ID 77,0	OD 76,2	130	345	130	45
41490	4-6	95-135	685	249	OD 88,9	ID 90,5	170	345	170	55
41429	4-6	95-135	645	249	OD 101,6	OD 101,6	150	345	150	55
41354	6-8	135-185	684	284	ID 90,5	ID 90,5	169	345	169	55
41404	6-8	135-185	685	284	ID 102,5	ID 102,5	170	345	170	55
41405	8-9	185-230	685	300	ID 102,5	OD 101,6	170	345	170	55
41417	10-12	230-300	750	320	ID 115,0	ID 114,3	190	370	190	65
41430	12-14	280-350	800	320	ID 128,0	OD 127,0	190	420	190	65
41463	14-16	315-400	920	400	ID 128,0	OD 127,0	250	420	250	100
41464	16-20	350-450	920	520	ID 155,0	OD 154,0	250	420	250	150

Particle Filters

Lambda Larsen® connection

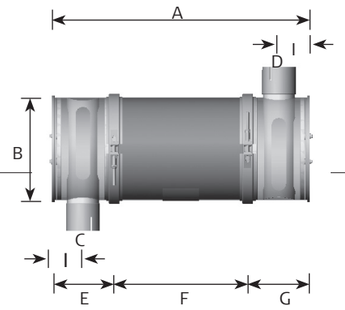

Type 3 Filters: Side Inlet/Outlet, Side Inlet/Outlet

Dinex no.	Eng. Displ.	Power kW	A mm	B mm	C mm	D mm	E mm	F mm	G mm	I mm
41465	-1,5	0-38	451	155	ID 64,5	OD 63,5	130	191	130	65
41466	1,5-2,5	38-65	499	205	ID 77,0	OD 76,2	130	243	130	65
41467	2-4	65-95	601	205	ID 77,0	OD 76,2	130	345	130	65
41491	4-6	95-135	685	249	OD 88,9	OD 88,9	170	345	170	85
41406	6-8	135-185	685	284	OD 101,6	ID 102,5	170	345	170	85
42314	6-8	135-185	750	320	OD 114,3	OD 114,3	190	345	190	85
42315	6-8	135-185	720	320	OD 114,3	OD 114,3	190	345	170	70/85
41407	8-9	185-230	685	300	OD 101,6	ID 103,0	170	345	170	85
41418	9-11	230-300	780	300	ID 115,0	OD 114,3	190	396	190	95
41419	10-12	230-300	800	448	ID 115,0	OD 114,3	190	420	190	95
41431	10-12	230-300	780	448	ID 128,0	OD 127,0	190	400	190	95
41432	12-14	280-350	800	448	ID 128,0	OD 127,0	190	420	190	95
41494	14-16	315-400	920	400	ID 128,0	OD 127,0	250	420	250	125
41468	16-20	350-450	1020	520	ID 155,0	OD 154,0	300	420	300	150

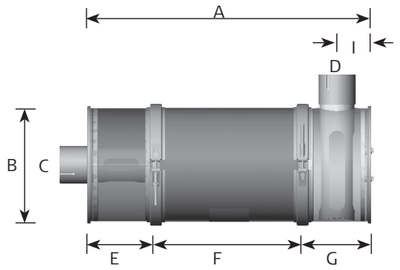

Type 4 Filters: Center Inlet/Outlet, Side Inlet/Outlet

Dinex no.	Eng. Displ.	Power kW	A mm	B mm	C mm	D mm	E mm	F mm	G mm	H mm
41469	-1,5	0-38	451	155	OD 63,5	OD 63,5	130	191	130	65
41470	1,5-2,5	38-65	503	205	OD 76,2	OD 76,2	130	243	130	65
41471	2-4	65-95	598	205	OD 76,2	OD 76,2	127	345	127	65
41492	4-6	95-135	685	249	ID 90,5	OD 88,9	170	345	170	85
41408	6-8	135-185	685	284	ID 102,5	OD 101,6	170	345	170	85
41409	8-9	185-230	660	300	ID 102,5	OD 101,6	170	345	170	85
41421	10-12	230-300	800	320	ID 115,0	OD 114,0	190	420	190	95
41433	10-12	230-300	800	320	ID 128,0	OD 127,0	190	420	190	95
41434	12-14	280-350	800	320	ID 128,0	OD 127,0	190	420	190	95
41472	14-16	315-400	920	400	ID 128,0	OD 127,0	250	420	250	125
41478	16-20	350-450	970	520	ID 155,0	OD 154,0	250	420	300	150

Particle Filters

Lambda Larsen® connection

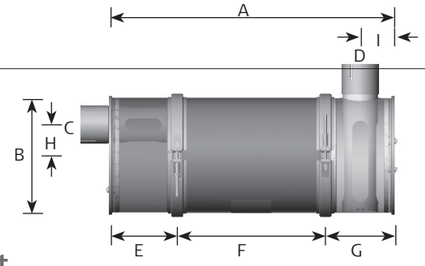

Type 5 Filters: Off-Center Inlet, Side Outlet

Dinex no.	Eng. Displ.	Power kW	A mm	B mm	C mm	D mm	E mm	F mm	G mm	H mm	I mm
41473	-1,5	0-38	451	155	ID 64,5	OD 63,5	130	191	130	25	65
41474	1,5-2,5	38-65	503	205	ID 77,0	OD 76,2	130	243	130	45	65
41475	2-4	65-95	605	205	ID 77,0	OD 76,2	130	345	130	45	65
41493	4-6	95-135	685	249	ID 90,5	OD 88,9	170	345	170	55	85
42305	6-8	135-185	685	284	ID 90,5	ID 90,5	170	345	170	55	85
41410	6-8	135-185	685	284	ID 102,5	OD 101,6	170	345	170	55	85
41411	8-9	185-230	685	300	ID 102,5	OD 101,6	170	345	170	60	85
41423	10-12	230-300	800	320	ID 115,0	OD 114,3	190	420	190	75	95
41435	10-12	230-300	860	320	ID 128,0	OD 127,0	190	420	250	75	95
41436	12-14	280-350	860	320	ID 128,0	OD 127,0	190	420	250	75	95
41476	14-16	315-400	920	400	ID 128,0	OD 127,0	250	420	250	100	125
41477	16-20	350-450	970	520	ID 155,0	OD 154,0	250	420	300	150	150

Body Straps

Dinex no.	Ø mm	Ø Inch
95400	152	5,66
95402	178	7,00
95403	184	7,00
95401	203	7,50
95404	246	9,00
95418	265	10,00
95405	281	10,50
95406	297	11,25
95407	317	12,00
95417	335	13,20
95408	343	13,50
95409	397	15,00
95410	445	17,00
95411	518	20,00
95413	247x357	9,7x14
95414	296x711	11,6x28

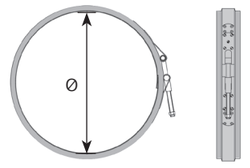

Lambda Larsen® Clamps

Dinex no.	Ø mm	Ø Inch
41873	152	5,66
42872	178	7,00
42881	184	7,00
42868	203	7,50
42813	246	9,00
42814	281	10,50
42815	297	11,25
42816	317	12,00
42869	343	13,50
42817	397	15,00
42818	445	17,00
42819	518	20,00

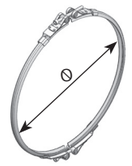

V-Clamps

Dinex no.	Ø mm	Ø Inch
78836	152	5,66
78829	203	7,50
78830	246	9,00
78805L	281	10,50
78806	297	11,25
78825	317	12,00
78822	497	15,00
78809	458	17,50
78812	518	20,00

Standard Modules Baffle Size

Diameter 152 mm / 5,66"
Lambda Larsen® connection

Center

Dinex no.	Ø mm	L mm	L2 m	ID/OD Ø (D2) mm
980791	152	130	60	OD 76,1
981358*	152	130	60	ID 77,0

** pop-nuts for temp./BP*

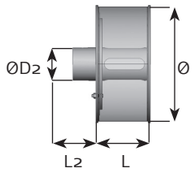

Off-Center

Dinex no.	Ø mm	L mm	L2 mm	ID/OD Ø (D2) mm	C mm
981923*	152	149	50,0	ID 48,3	11/5
981041**	152	177	74,5	OD 51,0	20/20
981042*	152	177	60,0	ID 51,5	20/20
980775	152	130	60,0	ID 65,0	22,50
980777	152	130	60,0	ID 65,0	22,50

** pop-nuts for temp./BP, ** outlet module*

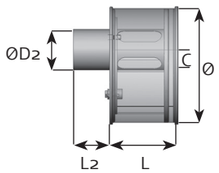

Side

Dinex no.	Ø mm	L mm	L2 mm	ID/OD Ø (D2) mm	L3 mm
980782	152	130	105,0	OD 40,0	65,0
981954*	152	100	126,5	OD 42,3	54,0
981684*	152	149	144,5	OD 50,0	74,5
981472*	152	118	131,0	OD 54,0	59,0

** pop-nuts for temp./BP*

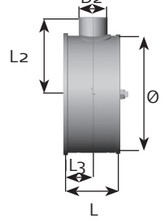

Standard Modules Baffle Size

Diameter 152 mm / 5,66"

Filter Modules

Dinex no.	Type	Ø mm	L mm	Inch	kW	Clamp type
980781	DiPEX®	152	191,4	6"	20-30	LL
981059	DiSiC®	152	191,4	6"	20-30	LL
982324	DiSiC® cat.	152	191,4	6"	20-30	LL
982275	DiPEX®	152	191,4	6"	20-30	V-Clamp

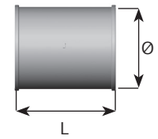

Acoustic Module

Dinex no.	Ø mm	L mm	Clamp type
981006	152	191,4 - 6"	LL
982177	152	242,2 - 6"	LL
983094	152	242,2 - 6"	V-Clamp

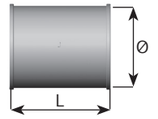

Slipring Module (LL)

Dinex no.	Ø mm	L mm
981032	152	50

LambdaLarsen® Clamp (LL)

Dinex no.	Ø mm
41873	152

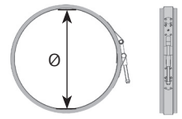

Body Strap

Dinex no.	Ø mm
95400	152

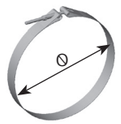

V-Clamp

Dinex no.	Ø mm
78836	152

Gasket

Dinex no.	Ø mm
98958	152

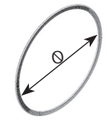

Ring

Dinex no.	Ø mm
98959	152

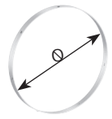

Pre-cat Module

Dinex no.	Clamp type
981239	LL
981275	V-Clamp

Conus

Dinex no.	Ø mm	L mm	Type	L2 mm	ID/OD Ø (D2) mm	Clamp type
981345	152	139	Center	36,7	OD 63,5	LL
981406	152	137	Center	36,7	ID 64,0	LL
981429	152	143	Center	36,7	ID 51,0	LL
982152	152	139	Center	36,7	OD 63,5	LL

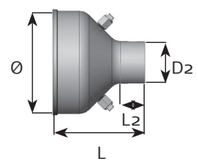

Standard Modules Baffle Size

Diameter 203 mm / 7,5"
Lambda Larsen® connection

Center

Dinex no.	Ø mm	L mm	L2 mm	ID/OD Ø (D2) mm
984021*	203	135,0	75	ID 60,5
980722*	203	127,0	60	OD 76,1
981661*	203	127,0	60	OD 76,1
981398*	203	164,5	70	ID 77,0
981625*	203	127,0	60	ID 102,5
981626*	203	127,0	60	OD 114,3

** pop-nuts for temp./BP*

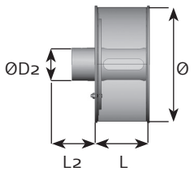

Off-Center

Dinex no.	Ø mm	L mm	L2 mm	ID/OD Ø (D2) mm	C mm
982043*	203	127	76,0	OD 50,8	50
982259*	203	150	50,0	ID 58,0	35
981891	203	130	75,5	ID 64,5	45
981889*	203	130	75,5	ID 64,5	45
981351*	203	130	59,5	ID 65,0	40
981649*	203	130	60,0	OD 76,2	25
981350*	203	130	60,0	ID 77,0	25

** pop-nuts for temp./BP*

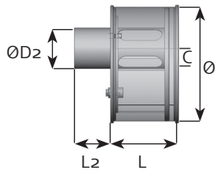

Side

Dinex no.	Ø mm	L mm	L2 mm	ID/OD Ø (D2) mm	L3 mm
982090*	203	126	173	OD 43,0	70
981997*	203	100	135	OD 50,0	52
981759*	203	127	150	OD 50,0	67
982042	203	130	172	OD 50,8	75
981984	203	100	150	OD 57,0	52
981882	203	130	173	OD 63,5	70
980799	203	135	150	ID 64,5	67
980830*	203	126	173	OD 76,1	75
980831*	203	130	173	ID 77,0	75
982089*	203	158	173	OD 88,9	89
981403	203	165	177	ID 102,5	90
985307*	203	170	177	ID 115,0	92

** pop-nuts for temp./BP*

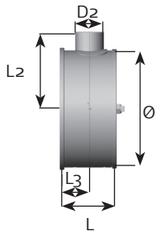

Standard Modules Baffle Size

Diameter 203 mm / 7,5"

Filter Modules

Dinex no.	Type	Ø mm	L mm	Inch	kW	Clamp type
980744	DiPEX®	203	242,2	8"	40-70	LL
980556	DiPEX®	203	343,8	12"	65-100	LL
981168	DiSiC®	203	242,8	8"	40-70	LL
982341	DiSiC®	203	343,8	12"	65-100	LL
982326	DiSiC® cat.	203	242,8	8"	40-70	LL
982328	DiSiC® cat.	203	343,8	12"	65-100	LL
982435	DiSiC® cat.	203	242,8	8"	40-70	V-Clamp
982436	DiSiC® cat.	203	293,0	10"	50-80	V-Clamp
982437	DiSiC® cat.	203	343,8	12"	65-100	V-Clamp
982276	DiPEX®	203	242,8	8"	40-70	V-Clamp
982277	DiPEX®	203	343,8	12"	65-100	V-Clamp

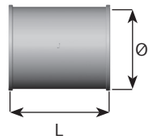

Acoustic Modules

Dinex no.	Ø mm	L mm	Inch	Clamp type
980558	203	242,7	8"	LL
980555	203	343,8	12"	LL
983093	203	343,8	12"	V-Clamp

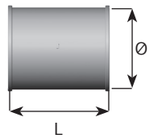

Pre-cat Modules

Dinex no.	Clamp type	L mm
981240	LL	120
981276	V-clamp	120

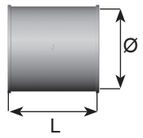

Slipring Module (LL)

Dinex no.	Ø mm	L mm
981052	203	50

LambdaLarsen® Clamp (LL)

Dinex no.	Ø mm
42868	203

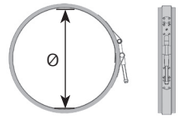

V-Clamp

Dinex no.	Ø mm
78829	203

Body Strap

Dinex no.	Ø mm
95401	203

Gasket

Dinex no.	Ø mm
98910	203

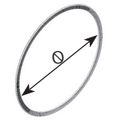

Ring

Dinex no.	Ø mm
98939	203

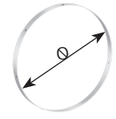

Conus

Dinex no.	Ø mm	L mm	Type	L2 mm	ID/OD Ø (D2) mm	Clamp type
981517	203	167	Center	44	OD 63,5	LL
982093	203	167	Center	44	OD 63,5	LL
98000270	203	165	Center	44	ID 62,5	V-Clamp
98000817	203	165	Center	44	ID 58,0	V-Clamp
98000759	203	165	Center	44	ID 62,0	V-Clamp
98000757	203	165	Center	44	ID 60,5	V-Clamp

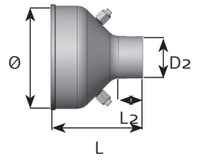

Standard Modules Baffle Size

Diameter 246 mm / 9"
Lambda Larsen® connection

Center

Dinex no.	Ø mm	L mm	L2 mm	ID/OD Ø (D2) mm
980972*	246	100	50	ID 77,0
981399*	246	160	75	ID 77,0
980784*	246	170	80	ID 77,0
985000*	246	170	80	OD 88,9
981426*	246	328	80	ID 90,5
985100*	246	170	80	ID 90,5
980749*	246	150	60	OD 101,6
981413*	246	160	63	ID 102,5

** pop-nuts for temp./BP*

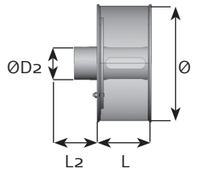

Off-Center

Dinex no.	Ø mm	L mm	L2 mm	ID/OD Ø (D2) mm	C mm
982185	246	150	60,0	ID 61,0	80
981224*	246	150	60,0	ID 61,0	80
984746	246	148	44,0	OD 63,5	44
981883	246	170	76,0	OD 76,1	55
981881*	246	170	76,0	ID 77,0	55
985001*	246	170	80,0	OD 88,9	55
985186	246	125	50,0	ID 90,0	60
985101*	246	170	80,0	ID 90,4	55
981415*	246	160	63,0	ID 91,0	59
982168	246	150	80,0	OD 101,6	45
985004*	246	170	70,0	OD 101,6	55
985104*	246	168	70,0	ID 102,5	55
980755*	246	150	80,0	ID 102,5	45

** pop-nuts for temp./BP*

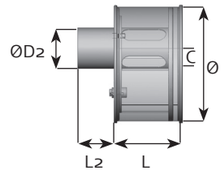

Side

Dinex no.	Ø mm	L mm	L2 mm	ID/OD Ø (D2) mm	L3 mm
982000	246	115,0	179	ID 61,0	67,5
981225	246	170,0	194	ID 61,0	85,0
982001	246	115,0	179	OD 63,5	67,5
981376**	246	282,5	327	OD 76,1	121,5
985187*	246	170,0	175	ID 77,0	83,5
981888	246	170,0	204	ID 77,0	85,0
981885*	246	170,0	204	ID 77,0	85,0
985002*	246	170,0	204	OD 88,9	85,0
988104*	246	170,0	204	ID 90,5	85,0
985102*	246	170,0	210	ID 90,5	85,0
981424	246	328,0	166	ID 90,5	146,0

** pop-nuts for temp./BP, ** outlet module*

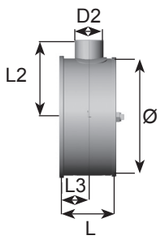

Standard Modules Baffle Size

Diameter 246 mm / 9"

Filter Modules

Dinex no.	Type	Ø mm	L mm	Inch	kW	Clamp type
985096	DiPEX®	246	343,8	12"	110-150	LL
982342	DiSiC®	246	343,8	12"	110-150	LL
982440	DiSiC®	246	285,0	9"	85-110	V-Clamp
982441	DiSiC® cat	246	293,0	10"	95-125	V-Clamp
982302	DiSiC® cat	246	293,0	10"	95-125	LL
982330	DiSiC® cat	246	343,8	12"	110-150	LL
982278	DiPEX®	246	343,8	12"	110-150	V-Clamp

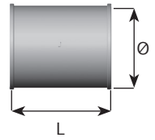

Acoustic Module

Dinex no.	Ø mm	L mm	Inch	Clamp Type
981007	246	343,7	12"	LL
982803	246	160	6,3"	V-Clamp
982802	246	366	12"	V-Clamp

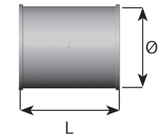

Pre-cat Module

Dinex no.	Clamp type	L mm
981241	LL	120
981242	V-clamp	120

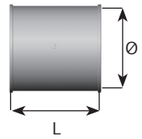

Slipring Module (LL)

Dinex no.	Ø mm	L mm
981046	246	50

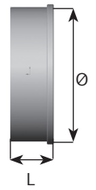

LambdaLarsen® Clamp (LL)

Dinex no.	Ø mm
42813	246

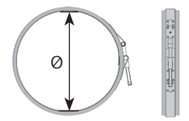

Body Strap

Dinex no.	Ø mm
95404	246

V-Clamp

Dinex no.	Ø mm
78830	246

Gasket

Dinex no.	Ø mm
98905	246

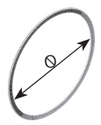

Ring

Dinex no.	Ø mm
98940	246

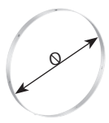

Conus

Dinex no.	Ø mm	L mm	Type	L2 mm	ID/OD Ø (D2) mm	Clamp type
98000854	246	211,5	Center	60	ID 54,5	V-Clamp
98000851	246	211,5	Center	60	ID 65,5	V-Clamp
98000855	246	211,5	Center	60	ID 62	V-Clamp
98000850	246	211,5	Center	60	ID 60,9	V-Clamp
98000936	246	211,5	Center	60	ID 62,5	V-Clamp
98000937	246	211,5	Center	60	ID 58	V-Clamp

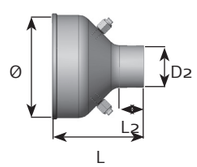

Standard Modules Baffle Size

Diameter 281 mm / 10,5"
Lambda Larsen® connection

Center

Dinex no.	Ø mm	L mm	L2 mm	ID/OD Ø (D2) mm
985112*	281	170	70,0	ID 90,5
980720*	281	150	60,5	OD 101,6
985115*	281	170	80,0	ID 102,5
985109	281	420	80,0	ID 102,5
985118*	281	190	101,5	ID 115,0
985121*	281	190	80,0	ID 128,0

** pop-nuts for temp./BP*

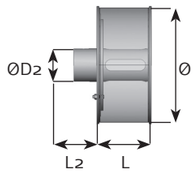

Off-Center

Dinex no.	Ø mm	L mm	L2 mm	ID/OD Ø (D2) mm	C mm
981359*	281	170,0	104,5	ID 79,0	48,7
984691*	281	170,0	85,0	ID 81,0	55,0
981271	281	170,0	78,5	OD 88,9	55,0
981272*	281	171,0	80,0	OD 88,9	55,0
985013*	281	171,0	80,0	OD 88,9	75,0
984694	281	170,0	85,0	OD 89,9	55,0
985188	281	125,0	70,0	ID 90,0	55,0
985113*	281	171,0	70,0	ID 90,5	75,0
981109*	281	146,5	78,5	OD 101,6	55,0
981131	281	170,0	78,5	OD 101,6	55,0
985016*	281	170,0	85,0	OD 101,6	55,0
985179	281	200,0	80,0	ID 102,5	70,0
985116*	281	170,0	81,5	ID 102,5	60,0

** pop-nuts for temp./BP*

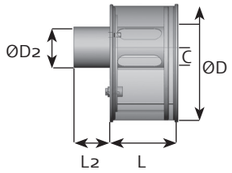

Side

Dinex no.	Ø mm	L mm	L2 mm	ID/OD Ø (D2) mm	L3 mm
985190*	281	170	215	ID 77,0	85,0
985014	281	171	226	OD 88,9	86,0
985114*	281	170	225	ID 90,5	85,0
985017*	281	170	240	OD 101,6	85,0
985117*	281	170	240	ID 102,5	85,0
985020*	281	190	225	OD 114,3	95,0
985120*	281	190	240	ID 115,0	95,0
981672*	281	170	225	OD 120,0	85,0
981485*	281	185	206	OD 146,0	92,5

** pop-nuts for temp./BP*

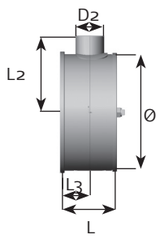

Standard Modules Baffle Size

Diameter 281 mm / 10,5"

Filter Modules

Dinex no.	Type	Ø mm	L mm	Inch	kW	Clamp type
980373	DiPEX®	281	343,8	12"	135-200	LL
98000262	DiSiC®	281	293,0	10"	120-170	LL
981073	DiSiC®	281	343,8	12"	135-200	LL
981141	DiSiC® cat.	281	293,0	10"	120-170	LL
982325	DiSiC® cat.	281	343,8	12"	135-200	LL
982279	DiPEX®	281	343,8	12"	135-200	V-Clamp
982443	DiSiC® cat.	281	343,8	12"	135-200	V-Clamp

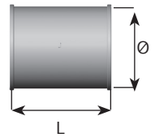

Acoustic Modules

Dinex no.	Ø mm	L mm	Inch	Clamp type
981920	281	293,0	10"	LL
981008	281	343,8	12"	LL
98000248	281	366	12,5"	V-Clamp

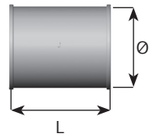

Pre-cat Module

Dinex no.	Clamp type	L mm
981243	LL	120
983932	V-Clamp	120

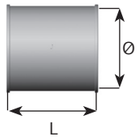

Slipring Module (LL)

Dinex no.	Ø mm	L mm
981056	281	50

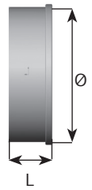

LambdaLarsen® Clamp (LL)

Dinex no.	Ø mm
42814	281

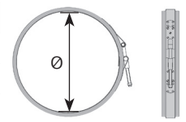

Body Strap

Dinex no.	Ø mm
95405	281

V-Clamp

Dinex no.	Ø mm
78805L	281

Gasket

Dinex no.	Ø mm
98906	281

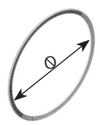

Ring

Dinex no.	Ø mm
81927	281

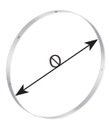

Standard Modules Baffle Size

Diameter 297 mm / 11,25"
Lambda Larsen® connection

Center

Dinex no.	Ø mm	L mm	L2 mm	ID/OD Ø (D2) mm
981434*	297	326	82,0	ID 92,0
981553	297	125	145,0	OD 100,0
980712*	297	150	62,5	OD 101,6
985027	297	170	90,0	OD 101,6
980802*	297	150	60,0	ID 102,5
985127*	297	170	90,0	ID 102,5
980889*	297	115	60,0	ID 103,0
980614	297	180	75,0	ID 111,0
985130*	297	190	90,0	ID 115,0
980506	297	462	78,0	ID 129,0
985133*	297	190	90,0	ID 129,0

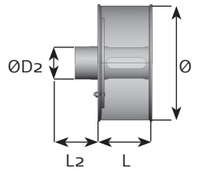

** pop-nuts for temp./BP*

Off-Center

Dinex no.	Ø mm	L mm	L2 mm	ID/OD Ø (D2) mm	C mm
980575	297	90,0	60,0	OD 88,9	54,5
980967*	297	170,0	75,0	OD 88,9	80,0
983255*	297	170,0	60,0	OD 101,6	60,0
985128*	297	170,0	80,0	ID 102,5	60,0
981461*	297	170,0	90,0	ID 102,5	60,0
981822**	297	252,0	75,0	ID 111,0	20,0
981820**	297	252,0	75,0	ID 111,0	20,0
983092*	297	278,5	75,0	ID 111,0	20,0
981260*	297	170,0	80,0	OD 114,3	55,0
985034	297	190,0	76,5	OD 127,0	50,0

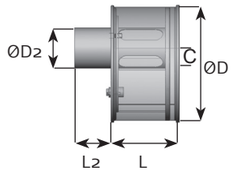

** pop-nuts for temp./BP, ** with pop-nuts for temp./BP./dome*

Side

Dinex no.	Ø mm	L mm	L2 mm	ID/OD Ø (D2) mm	L3 mm
980814	297	180,0	198,5	OD 76,1	90,0
980958*	297	180,0	230,0	ID 77,0	100,0
985026*	297	170,0	225,0	OD 88,9	85,0
985132*	297	170,0	225,0	ID 90,0	90,0
985125	297	180,0	225,0	ID 90,0	90,0
981432	297	326,0	207,5	ID 92,0	146,0
985029*	297	170,0	225,0	OD 101,6	85,0
980515*	297	255,0	195,0	OD 101,6	85,0
985129*	297	170,0	225,0	ID 102,5	85,0
981364*	297	190,0	318,0	ID 111,0	94,0
981493	297	175,0	245,4	OD 114,0	74,5
981178**	297	170,0	225,0	OD 114,3	85,0
985032*	297	170,0	225,0	OD 114,3	85,0
981384*	297	216,2	225,0	OD 114,3	121,2
981957	297	200,0	275,0	OD 127,0	106,0
981361	297	258,0	275,0	OD 127,0	152,0

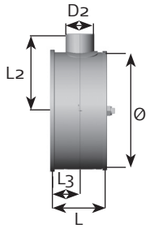

** pop-nuts for temp./BP, ** outlet module*

Standard Modules Baffle Size

Diameter 297 mm / 11,25"

Filter Modules

Dinex no.	Type	Ø mm	L mm	Inch	kW	Clamp type
980745	DiPEX®	297	343,8	12"	185-225	LL
985178	DiPEX®	297	395,6	14"	225-265	LL
981077	DiSiC®	297	343,8	12"	185-225	LL
981078	DiSiC®	297	395,6	14"	225-265	LL
982327	DiSiC® cat.	297	343,8	12"	185-225	LL
982333	DiSiC® cat.	297	395,6	14"	225-265	LL
982280	DiPEX®	297	343,8	12"	185-225	V-Clamp
982281	DiPEX®	297	395,6	14"	225-265	V-Clamp
982444	DiSiC® cat.	297	343,8	12"	185-225	V-Clamp
982446	DiSiC® cat.	297	395,6	14"	225-265	V-Clamp

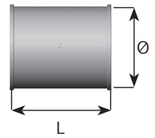

Acoustic Modules

Dinex no.	Ø mm	L mm	Inch	Clamp type
981009	297	343,8	12"	LL
981010	297	395,6	14"	LL
983091	297	343,8	12"	V-Clamp

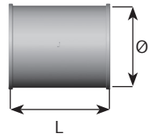

Pre-cat Module

Dinex no.	Clamp type	L mm
983934	LL	120
983936	V-clamp	113

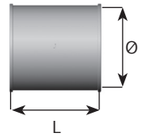

Slipring Module (LL)

Dinex no.	Ø mm	L mm
981038	297	50

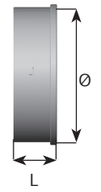

LambdaLarsen® Clamp (LL)

Dinex no.	Ø mm
42815	297

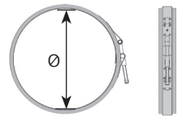

Body Strap

Dinex no.	Ø mm
95406	297

V-Clamp

Dinex no.	Ø mm
78806	297

Gasket

Dinex no.	Ø mm
98907	297

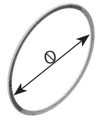

Ring

Dinex no.	Ø mm
98944	297

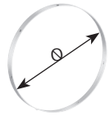

Standard Modules Baffle Size

Diameter 317 mm / 12"
Lambda Larsen® connection

Center

Dinex no.	Ø mm	L mm	L2 mm	ID/OD Ø (D2) mm
981001*	317	150	60,0	OD 101,6
985051*	317	170	81,5	OD 101,6
985151**	317	150	80,0	ID 102,5
983646*	317	100	81,0	ID 102,5
981039	317	403	85,0	OD 110,0
985054*	317	190	79,5	OD 114,3
981983	317	190	80,0	OD 114,3
985154*	317	190	79,5	ID 115,0
981903	317	320	81,5	ID 116,0
983172*	317	335	80,0	ID 116,0
985057*	317	190	85,0	OD 127,0
985157*	317	190	90,0	ID 128,0
983160*	317	130	75,0	ID 141,0

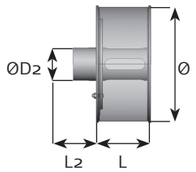

** pop-nuts for temp./BP, ** pop-nuts for temp./BP./ dome*

Off-Center

Dinex no.	Ø mm	L mm	L2 mm	ID/OD Ø (D2) mm	C mm
980632*	317	140	80	OD 101,6	75,0
985052*	317	170	80	OD 101,6	75,0
980658	317	160	90	ID 110,0	41,5/57,0
981453*	317	190	85	ID 111,3	65,0
985147	317	120	80	OD 114,3	73,0
985055**	317	190	80	OD 114,3	75,0
985155*	317	190	80	ID 115,0	75,0
981901*	317	320	92	ID 116,0	77,5
985095	317	140	80	OD 127,0	73,0
985058*	317	190	85	OD 127,0	65,0
981451*	317	190	95	ID 131,5	65,0

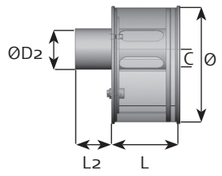

** pop-nuts for temp./BP, ** with dome*

Side

Dinex no.	Ø mm	L mm	L2 mm	ID/OD Ø (D2) mm	L3 mm
985050*	317	170,0	260	OD 88,9	85,0
980509*	317	156,0	245	ID 90,5	90,0
985153*	317	170,0	260	ID 106,6	85,0
984590*	317	160,0	235	ID 110,3	84,0
984650**	317	160,0	193	OD 114,3	86,0
985146	317	160,0	263	OD 114,3	80,0
985056*	317	189,5	260	OD 114,3	94,5
985078*	317	190,0	260	OD 114,3	95,0
985156	317	190,0	260	ID 115,0	95,0
981978*	317	291,0	260	ID 115,0	169,0
983161**	317	190,0	196	OD 127,0	100,0
985059*	317	200,0	260	OD 127,0	100,0
985159*	317	190,0	263	ID 128,0	105,0
981446*	317	166,0	309	ID 131,0	66,5

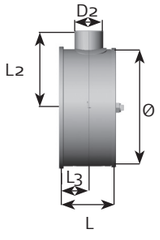

** pop-nuts for temp./BP, ** with dome*

Standard Modules Baffle Size

Diameter 317 mm / 12"

Filter Modules

Dinex no.	Type	Ø mm	L mm	Inch	kW	Clamp type
980748	DiPEX®	317	369,4	13"	250-275	LL
980661	DiPEX®	317	420,0	15"	275-310	LL
981079	DiSiC®	317	369,4	13"	250-275	LL
981080	DiSiC®	317	420,0	15"	275-310	LL
982337	DiSiC® cat.	317	369,4	13"	250-275	LL
982338	DiSiC® cat.	317	420,0	15"	275-310	LL
982282	DiPEX®	317	369,4	13"	250-275	V-Clamp
982283	DiPEX®	317	420,0	15"	275-310	V-Clamp
982448	DiSiC® cat.	317	369,4	13"	250-275	V-Clamp
982450	DiSiC® cat.	317	420,0	15"	275-310	V-Clamp

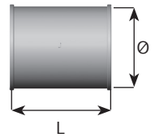

Acoustic Modules

Dinex no.	Ø mm	L mm	Inch	Clamp type
981011	317	369,4	13"	LL
981012	317	420,0	15"	LL
982801	317	317	15"	V-Clamp

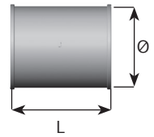

Pre-cat Module

Dinex no.	Clamp type	L mm
983937	LL	120
983938	V-clamp	120

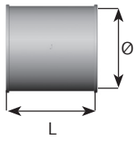

Slipring Module (LL)

Dinex no.	Ø mm	L mm
980878	317	50

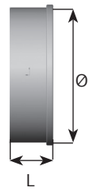

LambdaLarsen® Clamp (LL)

Dinex no.	Ø mm
42816	317

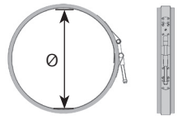

Body Strap

Dinex no.	Ø mm
95407	317

V-Clamp

Dinex no.	Ø mm
78825	317

Gasket

Dinex no.	Ø mm
98931	317

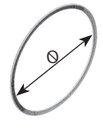

Ring

Dinex no.	Ø mm
98932	317

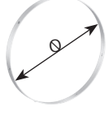

Standard Modules Baffle Size

Diameter 397 mm / 15"
Lambda Larsen® connection

Center

Dinex no.	Ø mm	L mm	L2 mm	ID/OD Ø (D2) mm
985066*	397	190	80	OD 114,3
985166*	397	190	80	ID 115,0
982113*	397	400	110	ID 115,0
985069*	397	190	80	OD 127,0
985169*	397	190	80	ID 128,0
981713*	397	210	80	ID 128,5
982690*	397	150	100	OD 139,7
982692**	397	150	100	OD 139,7
981297	397	290	90	OD 139,7

** pop-nuts for temp./BP, ** outlet module*

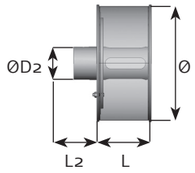

Off-Center

Dinex no.	Ø mm	L mm	L2 mm	ID/OD Ø (D2) mm	C mm
985070*	397	190	80	OD 127	100

** pop-nuts for temp./BP*

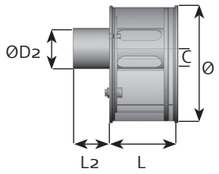

Side

Dinex no.	Ø mm	L mm	L2 mm	ID/OD Ø (D2) mm	L3 mm
980666**	397	170	264,0	OD 114,3	89
981761	397	190	270,0	OD 122,0	90
985310*	397	240	246,7	OD 122,0	112
985071	397	190	284,8	OD 127,0	96
981527*	397	265	290,0	ID 128,0	144

** pop-nuts for temp./BP, ** inlet = flared end*

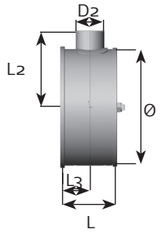

Standard Modules Baffle Size

Diameter 397 mm / 15"

Filter Modules

Dinex no.	Type	Ø mm	L mm	Inch	kW	Clamp type
980786	DiPEX®	397	420	15"	330-475	LL
982352	DiSiC®	397	293	10"	300-335	LL
982349	DiSiC®	397	420	15"	330-475	LL
982351	DiSiC® cat.	397	293	10"	300-335	LL
982339	DiSiC® cat.	397	420	15"	330-475	LL
982284	DiPEX®	397	420	15"	330-475	V-Clamp

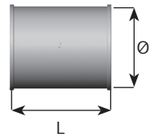

Acoustic Module (LL)

Dinex no.	Ø mm	L mm	Inch	Clamp type
981013	397	420	15"	LL
983016	397	420	15"	V-Clamp

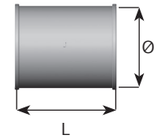

Pre-cat Module

Dinex no.	Clamp type	L mm
983939	LL	120
983941	V-clamp	120

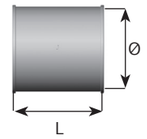

Slipring Module (LL)

Dinex no.	Ø mm	L mm
981160	397	50

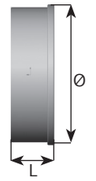

LambdaLarsen® Clamp (LL)

Dinex no.	Ø mm
42817	397

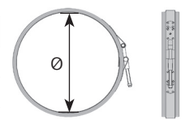

V-Clamp

Dinex no.	Ø mm
78822	397

Ring

Dinex no.	Ø mm
98926	397

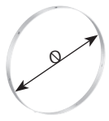

Body Strap

Dinex no.	Ø mm
95409	397

Gasket

Dinex no.	Ø mm
98925	397

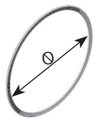

Standard Modules Baffle Size

Diameter 445 mm / 17"
Lambda Larsen® connection

Off-Center

Dinex no.	Ø mm	L mm	L2 mm	ID/OD Ø (D2) mm	C mm
985189*	445	140	75	ID 102	158
980511	445	122	80	OD 127	125

** pop-nuts for temp./BP*

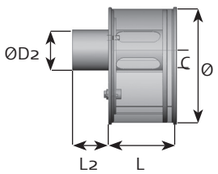

Side

Dinex no.	Ø mm	L mm	L2 mm	ID/OD Ø (D2) mm	L3 mm
985193	445	170	274,0	ID 115	75
985077	445	190	304,0	OD 127	95
985177*	445	190	304,0	ID 128	95
980723*	445	230	256,7	OD 147	115

** pop-nuts for temp./BP*

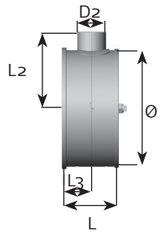

LambdaLarsen® Clamp (LL)

Dinex no.	Ø mm
42818	445

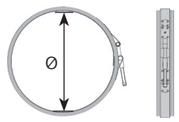

Body Strap

Dinex no.	Ø mm
95410	445

Standard Modules Baffle Size

Diameter 518 mm / 20"

Center

Dinex no.	Ø mm	L mm	L2 mm	ID/OD Ø (D2) mm
984424*	518	225	80	ID 160,5
980982	518	225	81	OD 220,0

** pop-nuts for temp./BP*

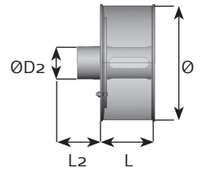

Off-Center

Dinex no.	Ø mm	L mm	L2 mm	ID/OD Ø (D2) mm	C mm
981703*	518	200	95	128	165/60
981897*	518	200	95	128	162/60

** pop-nuts for temp./BP*

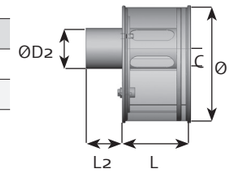

Side

Dinex no.	Ø mm	L mm	L2 mm	ID/OD Ø (D2) mm	L3 mm
981896	518	350	290	Ø127 Male V-clamp	160,0
981702*	518	350	290	Ø127 Male V-clamp	160,0
984425	518	225	370	ID 160,5	112,5

** Volvo type flange*

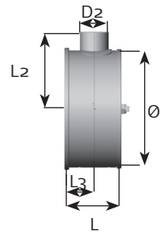

Filter Modules

Dinex no.	Type	Ø mm	L mm	Inch	kW	Clamp type
980787	DiPEX®	518	420	15"	400-500	LL

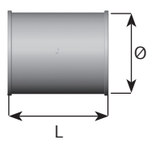

Acoustic Module

Dinex no.	Ø mm	L mm	Inch	Clamp type
981014	518	420	15"	LL
983001	518	420	15"	V-Clamp

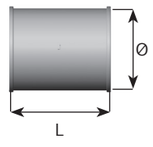

LambdaLarsen® Clamp (LL)

Dinex no.	Ø mm
42819	518

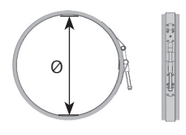

Body Strap

Dinex no.	Ø mm
95411	518

V-Clamp

Dinex no.	Ø mm
78812	518

Gasket

Dinex no.	Ø mm
98912	518

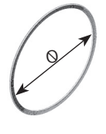

Ring

Dinex no.	Ø mm
98951	518

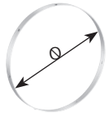

Special Modules with Bended Pipe & Brackets

Lambda Larsen® connection

Dinex no.	Ø mm	L mm	Type	L2 mm	ID/OD Ø (D2) mm	Displacements (L3/L4) mm
980850**	203	154,0	Side	235,0	OD 63,5	57,0
981103*	297	170,0	Side	250,0	OD 109,0	85,0
980913**	247x357	100,0	Off-center		OD 129,0	90,0
981982*	317	291,0	Side	260,0	ID 115,0	169,0
981375*	246	283,0	Side	261,0	OD 76,1	146,5
981101**	281	416,5	Off-center	95,0	OD 80,0	20,0
980975*	203	266,0	Side		ID 50,0	204,5
980874**	297	500,0	Off-center	155,0	OD 114,3	60,0
981766**	397	290,0	Side (outlet)	392,6*	OD 127,0	119,5

** pop-nuts for temp./BP, ** outlet module*

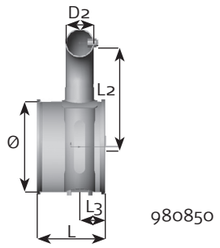

980850

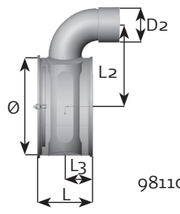

981103

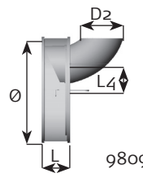

980913

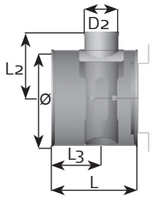

981982

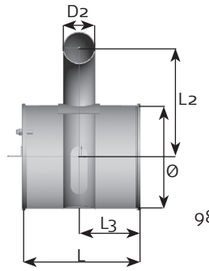

981375

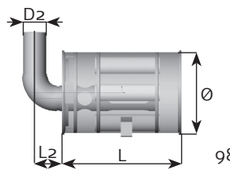

981101

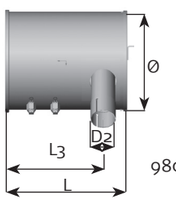

980975

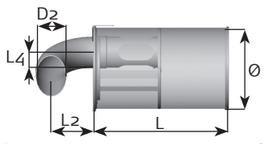

980874

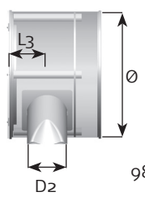

981766

** Distance from center of module to the edge of the tail pipe.*

Special Modules

Lambda Larsen® connection

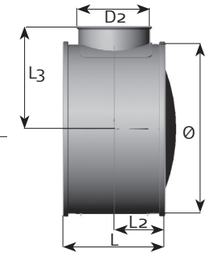

Side In/Outlet with V-Clamp Flange

Dinex no.	Ø mm	L mm	Flange	L2 mm	ID/OD Ø (D2) mm	Displacements (L3) mm
985192	246	155,0	Female	67,5	OD 76,1	152
981672***	281	170,0	Male	85,0	OD 101,6	225
981792**	281	170,0	Male	85,0	OD 114,3	171
981485*	281	185,0	Male	92,5	OD 127,0	206
981747*	297	193,0	Male	67,5	OD 127,0	200
981305*	317	140,0	Male	60,0	OD 127,0	220
981470***	317	145,0	Male	82,5	OD 127,0	247
981519*	317	155,0	Male	67,5	OD 127,0	210
980673*	397	295,0	Male	85,0	OD 114,3	269
980526***	445	294,0	Male	113,0	OD 114,3	269
980640****	445	339,0	Male	84,5	OD 114,3	269
980498*	445	154,5	Male	71,0	OD 127,0	263
981960*	445	155,0	Male	71,0	OD 127,0	263

** pop-nuts for temp./BP, ** dome, *** pop-nuts for temp./BP/ inlet module and dome, **** pop-nuts for temp./BP/ inlet module and dome + pre-cat*

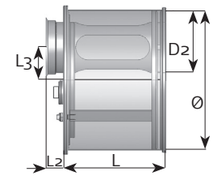

Center/Off-Center with V-Clamp Flange

Dinex no.	Ø mm	L mm	Flange	Spec.	L2 mm	ID/OD Ø (D2) mm	Displacements (L3) mm
981378*	281	208,8	Male	Off-center	35,0	OD 101,6	66,0
981791**	297	150,0	Male	Center/Dome	43,5	OD 114,3	

** pop-nuts for temp./BP (off center inlet), ** pop-nuts for temp./BP (center inlet, dome)*

Special Modules with Bended Pipe

Dinex no.	Ø mm	L mm	Type	L2 mm	ID/OD Ø (D2) mm	Displacements (L3) mm	Displacements (L4) mm
981915*	152	149	Side in/out	34,5	ID 48,3	74,5	141,0
981683*	152	149	Center	64,8	OD 53,0		157,7
981758*	203	127	Center	86,6	OD 53,0		144,0
981769*	203	127	Off-center	130,0	OD 53,0		54,5
981867*	203	127	Center	64,8	OD 53,0		174,0
981777*	203	127	Center	91,6	OD 53,0		174,0
981902*	246	110	Side in/out	65,0	ID 60,0	45,0	177,0
981906*	246	115	Side in/out	119,1	OD 60,0	16,4	203,0
985191*	246	125	Off-center	171,0	OD 76,1	46/40,0	256,0
980801*	297	170	Side in/out	176,8	OD 101,6	85,0	235,0
980516*	297	195	Side in/out	85,0	OD 102,0	112,0	233,0

** pop-nuts for temp./BP*

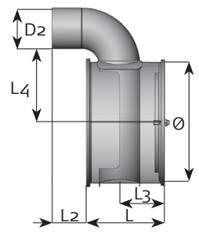

Special Modules

Lambda Larsen® connection

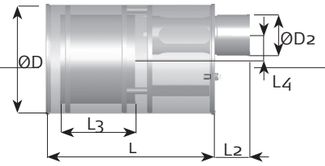

Pre-Cat Modules / Special Pre-Cat

Dinex no.	Ø mm	L mm	Filter size inch	Filter type	Type	L2 mm	Dim Ø mm (D2)	Side cut. Dim. mm (L3)	Off-center Dim. mm (L4)
980662*	203	270,0	7,5x4,0	Pre-cat module	Center	60	ID 71,0		
981552	203	243,0	7,5x4,0	Pre-cat					
980783*	246	343,5	9,0x4,0	Pre-cat module	Center	80	ID 77,0		
985201*	246	388,0	9,0x4,0	Pre-cat module	Off-center	80	ID 90,5		55,0
980521*	281	300,0	10,5x4,0	Pre-cat module	Off-center	60	ID 81,0		45/48
980691*	281	420,0	10,5x4,0	Pre-cat module	Center	80	ID 102,5		
981951	281	343,0	10,5x4,0	Pre-cat					
981243	281	120,0	10,5x4,0	Pre-cat					
985285	281	370,0	10,5x4,0	Pre-cat					
985314*	281	370,0	10,5x4,0	Pre-cat module	Off-center	80	ID 90,0		75,0
980576*	297	230,0	11,25x4,0	Pre-cat module	Off-center	85	ID 90,0		54,5
980613	297	350,0	11,25x4,0	Pre-cat module	Center	75	ID 111,0		
981220	297	131,0	11,25x4,0	Pre-cat					
980867	317	125,0	11,25x4,0	Pre-cat					
981414	397	122,0	11,25x4,0	Pre-cat					
980667	397	295,0	11,25x4,0	Pre-cat module	Side in/out	269	OD 114,3	210,0	
980640*	445	339,0	11,25x4,0	Pre-cat module	Side in/out	269	OD 114,3	254,5	

** pop-nuts for temp./BP*

Side Modules with Flange

Dinex no.	Ø mm	L mm	Spec.	Flange type	Type	L2 mm	Dim Ø mm (D2)	Side cut. Dim. mm (L3)
981998*	203	100	Flange	Squared	Side in/out	127	OD 50,0	52,5
981985*	203	100	Flange	Squared	Side in/out	141	OD 57,0	52,5
981196*	246	170	Flange	Squared	Side in/out	175	OD 88,9	85,0
981259*	246	170	Flange/Opacity	Squared	Side in/out	175	OD 88,9	85,0
980515*	297	255	Flange	Round	Side in/out	195	OD 101,6	170,0
980796	297	190	Flange	Squared	Side in/out	215	OD 101,6	110,0

** pop-nuts for temp./BP*

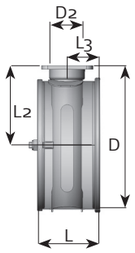

Special Modules & Mounting Brackets

Lambda Larsen® connection

Special Side Modules with 2 Pipes

Dinex no.	Ø mm	L mm	L2 mm	ID/OD Ø (D2)	Side out. Dim. mm (L3)
981159*	297	225	215	ID 77,0	160,0
983484**	317	225	240	ID 88,9	149,0
983487**	317	225	240	ID 101,6	149,0
983482**	317	225	215	ID 102,0	149,0
983489**	317	225	340	ID 102,0	149,0
983485**	317	300	244	ID 119,0	92,5
983492*	397	250	386	OD 101,6	125,0
983490*	397	250	360	ID 114,3	125,0

** pop-nuts for temp./BP, ** pop-nuts for temp./BP/ intent module and dome*

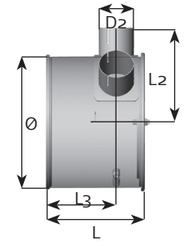

Special Off-Center Module with 2 Pipes

Dinex no.	Ø mm	L mm	L2 mm	ID/OD Ø (D2)	Off-center Dim. mm C
980717	297	170	60	OD 76,1	88
983480*	317	170	80	OD 88,9	80
983486*	317	170	59	OD 101,6	80
983491	317	170	75	OD 101,6	90
983488	397	170	59	OD 101,6	80

** pop-nuts for temp./BP*

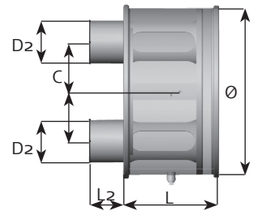

Mounting Bracket

Dinex no.	Model
88884	Scania 94-144

Mounting Bracket

Dinex no.	Model
41839	MAN F2000

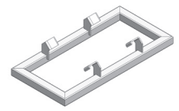

Mounting Frames

Dinex no.	Ø mm
98612	281
98609	297
98610	317
98611	397

Mounting Bracket

Dinex no.	Model
42924	MB Actros

Universal Bracket

Dinex no.	Model
41846	Universal

Outlet Pipe

Dinex no.	ID/OD Ø
69620	ID 102,5

DiNLOG®

DiNLOG®

Dinex no.	Description
41000	DiNLOG® Standard logger kit
41007	DiNLOG® Advanced Panel
41010	Setup Tool Kit (light version)
41048*	Setup Tool Kit (full version)
41049	DiNLOG® Analyser Tool
43946*	DiNLOG® Field Kit

** Only available after training and authorization by Dinex.*
*** For full info refer to page 13.*



Filter Cleaning Machines & Accessories

Filter Cleaning Machines

Dinex no.	Description
43016*	DiCLEAN machine with teflon process air cleaning filters (230 V/50 Hz)
43035*	DiCLEAN machine with teflon process air cleaning filters (110 V/50 Hz)

** Fix plate no. 43005 (1 pcs.) is delivered with the DiCLEAN® machine*
Please follow the DiCLEAN® cleaning procedure

Filter Cleaning Machine Accessories

Dinex no.	Description
43002	Optional pulse function for DiCLEAN® machine 43016*
43003	Fix plate B152 (5,66")
43004	Fix plate B203 + B246 (7,5" + 9")
43005	Fix plate B281 + B297 + B317 (10,5" + 11,25" + 12")
43006	Fix plate B397 (15")
43007	Fix plate B445 (17")
43042	Fix plate B346 x 545 (B301 x 500)
43043	Fix plate B409 x 597 (B347 x 535)
43044	Fix plate B410 x 710 (B348 x 648)
43010	Template for cleaning B281 + B297 + B317 + B347 (10,5" + 11,25" + 12")
43013	Template for cleaning B397 (15")
43015	Template for cleaning B445 (17")
43045	Template for cleaning B346 x 545 (B301 x 500)
43046	Template for cleaning B409 x 597 (B347 x 535)
43047	Template for cleaning B410 x 710 (B348 x 648)
43020	Filter trolley, adjustable
43017	Teflon process air cleaning filter for DiCLEAN® machine 43016 (NOTE: A DiCLEAN® machine 43016 uses 2 air filters)
43023	Environmental proof set with box for soot and ashes for DiCLEAN® machine 43016/43035

** cannot be retrofitted*
Other fix plate sizes on request

Fix Plate

Template for cleaning

Kiln & Accessories

Filter Cleaning Kiln

Dinex no.	Description
43060	By heating up the core of the filter using hot air, the kiln will automatically burn trapped soot and blow the filter clean in the meantime. Ashes will be trapped in a separate container for easy and environmentally correct disposal. No air intake installation is required – only power supply, pressurized air, and output into the open as the air is cooled down and filtered before being expelled.

** Fix plate no. 43062 (1 pcs.) is delivered with the DiCLEAN® klin*

Dimensions Kiln (W x D x H)	Dimensions Kiln room	Weight	Power supply	Pressurized air
1500 x 750 x 2100	Filters up to Ø 17,7"	310 kg	3x400V+N+PE 12,5 kW	7 bar

Cordierite filters		SiC filters	
Cycle time	Power Usage	Cycle time	Power Usage
2 hrs. 15 min.	21 kW/cycle	2 hrs. 50 min.	29 kW/cycle

For further information please require our brochure and installation manual

Kiln Accessories

Dinex no.	Description
43065	Fix plate B203 (7,5")
43061	Fix plate B246 + B281 (9" + 10,5")
43062	Fix plate B297 + B 317 (11,25 + 12")
43063	Fix plate B397 (15")

Other fix plate sizes on request

Fix Plate

Filter Test Machines

Dinex no.	Description
43068	DiCLEAN® DPF test machine T401

Make contact

We are ready to serve you – please contact us!

www.dinex.dk

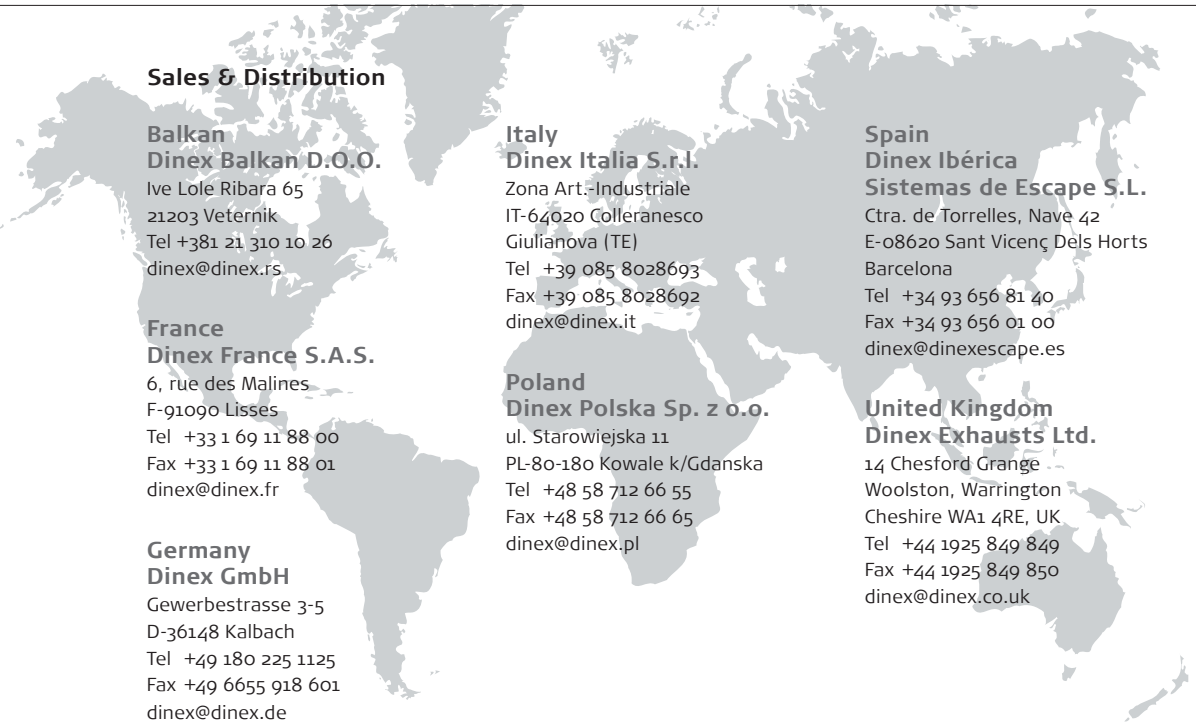

Sales & Distribution

Balkan
Dinex Balkan D.O.O.
Ive Lole Ribara 65
21203 Veternik
Tel +381 21 310 10 26
dinex@dinex.rs

France
Dinex France S.A.S.
6, rue des Malines
F-91090 Lisses
Tel +33 1 69 11 88 00
Fax +33 1 69 11 88 01
dinex@dinex.fr

Germany
Dinex GmbH
Gewerbestrasse 3-5
D-36148 Kalbach
Tel +49 180 225 1125
Fax +49 6655 918 601
dinex@dinex.de

Italy
Dinex Italia S.r.l.
Zona Art.-Industriale
IT-64020 Colleranesco
Giulianova (TE)
Tel +39 085 8028693
Fax +39 085 8028692
dinex@dinex.it

Poland
Dinex Polska Sp. z o.o.
ul. Starowiejska 11
PL-80-180 Kowale k/Gdanska
Tel +48 58 712 66 55
Fax +48 58 712 66 65
dinex@dinex.pl

Spain
Dinex Ibérica
Sistemas de Escape S.L.
Ctra. de Torrelles, Nave 42
E-08620 Sant Vicenç Dels Horts
Barcelona
Tel +34 93 656 81 40
Fax +34 93 656 01 00
dinex@dinexescape.es

United Kingdom
Dinex Exhausts Ltd.
14 Chesford Grange
Woolston, Warrington
Cheshire WA1 4RE, UK
Tel +44 1925 849 849
Fax +44 1925 849 850
dinex@dinex.co.uk

Production, Sales & Distribution

Denmark
Dinex A/S
Fynsvej 39
DK-5500 Middelfart
Tel +45 63 41 25 00
Fax +45 63 41 25 25
dinex@dinex.dk

Latvia
Dinex Latvia SIA
Rubenu cels 58, Raubeni
Ozolnieku nov. LV-3002
Tel +371 63020200
Fax +371 63020059
dinex@dinex.lv

Russia
Dinex RUS LLC
Gatchina, Pudost' volost'
section No 2, Promzona-2
Leningradskaya oblast
Tel +78 126 104 007
Fax +78 137 191 855
dinex@dinex.net

Turkey
Dinex Egzoz ve Emisyon
Teknolojileri San. ve Tic. AS
Kızılpınar Yolu
Özcanlar Tekstil Yanı
59500 Çerkezköy Tekirdag, Turkey
Tel +90 282 736 4040
Fax +90 282 727 4041
dinex@dinex.com.tr

United Kingdom
Dinex Clamps Ltd.
Foxfields Farm
Whalley Road, Stonyhurst
Clitheroe BB7 9PN, UK
Tel +44 1254 826 000
Fax +44 1254 826 080
info@dinex.co.uk

China
Dinex Emission System
(Changzhou) Co., Ltd.
Building 9, No.2, Teng Long Road
Wujin Economic Zone, Changzhou
Jiangsu Province
Tel +86 0519 8129 1586
Fax +86 0519 8129 2586
dinex@dinex.cn

USA
Dinex Emission Inc.
2020 Waldrep Industrial Blvd.
Dublin, GA 31021
Tel +1 478 272 2466
Fax +1 478 272 2491
dinex@dinexemission.com

going the extra mile

All drawings & illustrations are the property right of Dinex and cannot be copied, duplicated or re-printed in any form without the prior written consent from Dinex.

Head Office
Denmark
Dinex A/S
Fynsvej 39
DK-5500 Middelfart
Tel +45 63 41 25 00
Fax +45 63 41 25 25
dinex@dinex.dk

12307 | 01 | 4813 | EN